







American Red Cross Emergency Contact Card

Get a kit. Make a plan. Be informed.

- Directions:**
- * Print out a card for every member of your household.
 - * Fill in your emergency contact information.
 - * Carry this card with you to reference in the event of a disaster or other emergency.

<p>Health Care Provider: _____ Poison Control Center: 800-222-1222 Ambulance: Call 9-1-1 or _____ Fire Dept.: Call 9-1-1 or _____ Police: Call 9-1-1 or _____</p> <p></p> <p>Important Phone Nos.</p>		<p>Health Care Provider: _____ Poison Control Center: 800-222-1222 Ambulance: Call 9-1-1 or _____ Fire Dept.: Call 9-1-1 or _____ Police: Call 9-1-1 or _____</p> <p></p> <p>Important Phone Nos.</p>
<p>Emergency Contact Card</p> <p></p> <p>Name: _____ Phone: _____ Home Address: _____</p>	<p>Fold Here</p>	<p>Emergency Contact Card</p> <p></p> <p>Name: _____ Phone: _____ Home Address: _____</p>
<p>People to Call or Text in an Emergency</p> <p></p> <p>_____ _____ _____ _____ _____</p>	<p>Fold Here</p>	<p>People to Call or Text in an Emergency</p> <p></p> <p>_____ _____ _____ _____ _____</p>
<p>Out-of-Area Contact Person: _____ Phone: _____ Meeting Place Outside of Neighborhood: _____</p>	<p>Fold Here</p>	<p>Out-of-Area Contact Person: _____ Phone: _____ Meeting Place Outside of Neighborhood: _____</p>

Visit RedCross.org for more valuable information about creating an emergency communications plan, putting together an emergency preparedness kit and for other important preparedness information.

Emergency Response Checklist

Post on your refrigerator

Emergency Response Checklist

1. Locate and secure family members.
2. Check for injuries. Provide first aid.
3. Confine or secure pets.
4. Check for damage in your home. Shut off gas valve if you smell gas. Clean up dangerous or flammable materials.
5. Listen to your radio, television or internet for news and instruction.
6. Call your "out of area family contacts" and report your status.
7. Check on neighbors.
8. Evacuate if advised to do so. Lock home. Turn off utilities. Take your disaster supply kits. Make sure you have adequate drinking water.
9. Report your family status to a Priesthood leader if possible.
10. Evacuate to a pre determined location. (First - family, friends, hotel. Second – nearest ward meeting house)
10. Keep family together until the emergency has cleared.
11. Remain calm and think carefully. Prepare to use emergency supplies if required.

Emergency Alert System Radio Stations

The Emergency Alert System (EAS) includes every radio and TV station as well as all cable companies in Ventura County. They are networked together to provide emergency related information in times of severe weather or other disaster. Following are the primary local EAS stations:

KVEN 1450 AM

KHAY 100.7 FM

KMLA 103.7 AM (Spanish)

Emergency Phone Numbers

Ventura County

Ventura County Sheriff's Department: (805)654-9511

Ventura County Fire Department: (805)389-9710

Sand and sandbag locations: <http://fire.countyofventura.org>

Ventura County Public Works Agency: (805)654-2018

Caltrans: (213)897-2929

State

Caltrans: (800)427-7623 or <http://www.dot.ca.gov>

California Highway Patrol: (323)906-3434 or 1-800-TELL-CHP (1-800-835-5247)

Emergency Digital Information Service: <http://edis.oes.ca.gov>

Utilities

Los Angeles Department of Water and Power: (800)342-5397

Southern California Edison: Report a power outage: (800)611-1911

Power outage information: <http://www.sce.com>